



Ekka

Presented by **RACQ**

ROYAL QUEENSLAND SHOW

AUGUST 9-18

**ARROW ENERGY PAVILION
EXHIBITOR INFORMATION GUIDE**

WELCOME

Dear Exhibitor,

Thank you for entering the 2019 Royal Queensland Show (Ekka).

This year, the RNA is proud to be housing exhibits from a range of competition sections under one roof - the Arrow Energy Pavilion.

This is the first time all four storeys of the pavilion will be used to house animals at the Ekka - including yours.

Last year, the pavilion, which is part of the \$2.9 billion Brisbane Showgrounds Regeneration Project, opened with the ground and first floors in use for the show, housing stud beef and dairy cattle, dairy goats and poultry.

Joining them in the Arrow Energy Pavilion this year will be sheep, angoras and alpacas. This brings the total number of animals housed in the pavilion to more than 2,500.

The Arrow Energy Pavilion is the only building of its kind in the world, specially designed to house these animals during Ekka and act as an events space and car park facility outside of show - with all revenue invested back into the show.

We have produced this special guide for exhibitors housing animals in the Arrow Energy Pavilion, to enhance your showing experience by ensuring you stay well informed.

This comprehensive guide features essential information such as key contacts, maps, preparation tips, arrival details, the process for staying in the Arrow Energy Farmers Village and a competition overview. It is available for download at www.ekka.com.au and will be updated regularly.

We ask that you please take the time to read this guide thoroughly; while our RNA staff are on hand to ensure your experience in the Pavilion is enjoyable.

I would also like to take this opportunity to thank you, our valued exhibitor, for your hard work, dedication and commitment.

Competitions are the heart of the Ekka and we appreciate your ongoing support as we showcase the best of the best to the general public.

Good luck and I look forward to seeing you at the 2019 Royal Queensland Show.

Gary Noller

Large Animal Pavilion Committee Chair

CONTENTS

Welcome.....	2
Key Contacts.....	4
Arrow Energy Pavilion Superintendent / Reception Opening Hours.....	5
Exhibitor Map	6
Overview of the Arrow Energy Pavilion.....	7
Prior to Arrival Tips.....	7
Arrival Process.....	9
Onsite Accommodation - Arrow Energy Farmers Village.....	10
Stalling Areas.....	13
Waste Removal	14
Biosecurity	15
Animal Welfare.....	15
Veterinary Services.....	15
Exercise Program for Main Arena	16
Entertainment - What's On	17
Produce - Purchase of Feed and Supplies	18
Livestock Exhibitor Parking	20
Stud Beef - Competition Overview / Specific Information	21
Stud Beef (Small Breeds and Display) - Competition Overview / Specific Information	29
Dairy Cattle - Competition Overview / Specific Information.....	30
Dairy Goats - Competition Overview / Specific Information	32
Fleece Breeds - Competition Overview / Specific Information	33

KEY CONTACTS

**In an Emergency
Contact the Ekka Control Centre on
07 3253 9200**

AREA	CONTACT DETAILS	LOCATION
RNA Competitions	Phil Sharp (RNA Competitions Manager) 0429 905 316 Marricka Clancy (Competitions Officer) 0429 027 828	RNA Offices, Level 1 Royal International Convention Centre
Arrow Energy Pavilion Reception (Accommodation, General Enquiries)	0438 838 095 (answered from 31 July)	Loading dock - Arrow Energy Pavilion
Arrow Energy Pavilion Superintendent	Ku Lacey 0407 693 890 (answered from 31 July)	Loading dock - Arrow Energy Pavilion
Veterinarian	0488 911 244	Ground floor - Arrow Energy Pavilion
Department of Agriculture and Fisheries	0419 706 617 Or 13 25 23	Former vet office - located near Lower Beef
Produce	Order via www.shop.capalalabaproduce.com.au Enquiries: 07 3245 6411	Deliveries daily - orders MUST be submitted prior to 2pm the day prior
Vehicle Parking (Andrew's Airport Parking)	07 3623 2323 (to book a transfer)	Pick up point - near Gate 4 Shuttle buses operate from 5am and 8pm
St John's Ambulance	07 3253 9266	The closest first aid location to the pavilion is at the corner of the Triple M Showbag Pavilion and Gate 5 (open 8am to 10pm) Please note, first aid is open from 8am to 5pm during Ekka Beef Week (August 5-8) If you need to see a general practitioner, there are two medical centres near Gate 4: <ul style="list-style-type: none"> ▪ Bowen Hills Medical Centre (private centre) ▪ Better Access Medical Centre (offers bulk billing)



PAVILION SUPERINTENDENT / RECEPTION OPENING HOURS

The running of the Arrow Energy Pavilion will be overseen by the Superintendent and their support staff. The Arrow Energy Pavilion reception opening hours are as follows.

DATE	OPENING TIME	CLOSING TIME	DATE	OPENING TIME	CLOSING TIME
Wednesday 31 July	12pm	6pm	Saturday 10 August	8am	8pm
Thursday 1 August	8am	4pm	Sunday 11 August	6am	2pm
Friday 2 August	8am	4pm	Monday 12 August	6am	2pm
Saturday 3 August	8am	6pm	Tuesday 13 August	10am	6pm
Sunday 4 August	8am	6pm	Wednesday 14 August	10am	2pm
Monday 5 August	10am	2pm	Thursday 15 August	10am	2pm
Tuesday 6 August	10am	2pm	Friday 16 August	10am	7pm
Wednesday 7 August	10am	2pm	Saturday 17 August	6am	2pm
Thursday 8 August	10am	2pm	Sunday 18 August	8am	8pm
Friday 9 August	10am	2pm	Monday 19 August	6am	9am



ROYAL QUEENSLAND SHOW
AUGUST 9-16

Exhibitor Map

	First Aid
	Accommodation - Rooftop
	Vet Office (ground floor)
	Pavilion Reception (loading dock)
	DAF Office
	Led Steer Accommodation Reception
	Event Control Centre
	Animal Evacuation Point
	Evacuation Point
	Parking Pick Up Point

T +61 7 3253 3900
 E enquiries@brisbaneshowgrounds.com.au



OVERVIEW OF THE ARROW ENERGY PAVILION

To assist with the operation of the Arrow Energy Pavilion, each floor has been colour coded.

These colours will be particularly useful during the Bump In / Bump Out process for each of the competitions.

4	ACCOMMODATION		
3	STUD BEEF		
2	SHEEP	ANGORA	ALPACAS
	STUD BEEF		
1	DAIRY GOATS		DAIRY CATTLE
	STUD BEEF		
G	POULTRY	EXPERIENCE: BEEF	SMALL BREEDS / DISPLAY
	STUD BEEF		

Public Open Hours

The Arrow Energy Pavilion will be open to the general public between 9am to 6pm each day.

Outside of these hours, security will be present.

PRIOR TO ARRIVAL TIPS

Familiarise yourself with this guide

It's important you please take the time to read this information guide thoroughly.

There are a lot of changes this year, particularly in relation to the location of competitions, stalling and accommodation.

We are providing exhibitors with this detailed information to help you plan your stay at Ekka and to ensure the smooth running of the Arrow Energy Pavilion.

Vehicle Access Pass and Gate Entry

All exhibitors requiring vehicle access to the Arrow Energy Pavilion will need a vehicle access permit.

To apply for your permit please visit www.ekka.com.au/leasing/vehicle-access-request

Access to the Arrow Energy Pavilion is via Gate 5 off O'Connell Terrace.

The permit must be displayed on your vehicle dashboard in order to gain access to the Brisbane Showgrounds.

Online Exhibitor Induction

It is a workplace health and safety requirement that every exhibitor who either has animals at the Brisbane Showgrounds and/or is staying on ground must complete an induction.

This ensures compliance with Queensland fire and safety regulations.

If you do not complete your induction online prior to arriving at the Showgrounds, you will be required to watch the induction course and complete the questions onsite.

Exhibitors will not be able to receive keys to their accommodation without completing the induction.

Therefore it is strongly recommended that all exhibitors complete the online induction prior to their arrival at the Showgrounds.

To complete your online induction, please go to <https://secure.rna.org.au/lms/login/index.php>

Use Enrolment Key: Accom19

Purchase Truck / Car Parking at Andrew's Airport Parking

If you would like to park a truck/car at Andrew's Airport Parking, you are required to have pre-purchased parking.

This can be done via the Competition Entry System at <https://entries.royalqueenslandshow.com.au/Account/ExhibitorLogin>

National Vendor Declaration Forms (stud beef and dairy cattle only)

National Vendor Declaration Forms (NVD's) are to be submitted to the Accredited Certifier on arrival at the loading dock before going to the Arrow Energy Pavilion reception for your stall and accommodation allocations.

Please note, different/separate NVD's are required for stud beef and led steer even if for the same exhibitor.

Prepare Treatment Form (if required)

Exhibits that are under treatment on arrival must have treatment sheets submitted to the Arrow Energy Pavilion reception within 12 hours of arrival.

Scheduled pharmaceuticals must have authorisation of the prescribing Veterinary Surgeon.

Pharmaceuticals prescribed should be clearly labelled to assist with the assessment.

Treatment forms can be downloaded from the respective competition pages on the Ekka website

ARRIVAL PROCESS

Arrive and attend the Arrow Energy Pavilion reception

STEP	ACTION	TIPS!
1	Arrive at loading dock of the Arrow Energy Pavilion.	Ensure you have a Vehicle Access Permit prior to departure.
1(a)	Submit National Vendor Declaration Forms to Accredited Certifier (stud beef and dairy cattle only).	
2	Book in at the Arrow Energy Pavilion reception (located on loading dock).	
3	If you have completed the online induction, go to Step 4. If you haven't completed the online induction, please watch the induction video and answer the questions.	Complete the online induction prior to arrival, to fast track your arrival process.
4	Fill in onsite accommodation paperwork including: <ul style="list-style-type: none"> ▪ Personal contact details ▪ Emergency contact details Once completed, you will receive an exhibitor wristband. Note: Wristbands will be securely placed on exhibitor's wrists by Arrow Energy Pavilion reception staff.	
5	Each exhibitor will be required to provide information in relation to their bump out requirements.	
6	Pay security deposit for room keys / amenities cards (if required).	Pay via credit card for a smoother refund process.
7	Receive Bump In Pack including: <ul style="list-style-type: none"> ▪ Physical copy of this guide ▪ Colour coded tags for movement of hay and gear 	
8	Receive Bump Out Pack including: <ul style="list-style-type: none"> ▪ Colour coded vehicle / truck pass(es) Note: Can be emailed if going with a transport company.	

Movement of Hay and Gear

Exhibitors will receive colour coded tags (based on level - see page 7) for movement of hay and gear (see Step 7 above), that can be placed on gear and hay for transport to allocated stalling.

Exhibitors are encouraged to palletise (where practical) hay for quicker movement.

Up to six forklifts will be available, depending on the date and time of your arrival. Each forklift will have a spotter/labour along with a driver to assist exhibitors with bump in.

A variety of cages and pallets will be on hand to move exhibitors' gear.

To help assist us with a smooth bump in, please ensure vehicles do not remain on the loading dock for extended periods of time. Hay and gear will need to be dropped off in a timely fashion.

✓ **Tip - palletise hay and gear if you're able to.**

Gear for Accommodation Area

The majority of accommodation for exhibitors will be located on the roof of the Arrow Energy Pavilion.

Your gear will be moved to your animal stalling location, and from there the movement of gear to the roof will be your responsibility.

A range of trolleys will be available to use (with a security deposit) from the Arrow Energy Pavilion reception, to assist in moving gear to the accommodation area.

Animal Drop Off

It is important animals are moved to stalling in a timely fashion and trucks are moved from the loading dock, to help reduce any potential bottlenecks.

It would be appreciated if exhibitors could please adhere to this and seek assistance if required.

ONSITE ACCOMMODATION - ARROW ENERGY FARMERS VILLAGE

Location – Level 4 (Roof) – Arrow Energy Pavilion

Accommodation associated with competitions in the Arrow Energy Pavilion, will largely be located on the roof (Level 4) in the Arrow Energy Farmers Village.

The village has been designed to provide suitable accommodation and facilities for exhibitors showing animals at the Ekka.

Most of the accommodation in the village are four bed dongas.

Due to the limited availability of accommodation onsite, there is NO guarantee you will be allocated a donga with vacant beds.

If you do not wish to share accommodation with other exhibitors, you may want to consider alternative accommodation options.

No Induction = No Key

All onsite accommodation at the Brisbane Showgrounds must be pre-booked prior to arrival.

Anyone staying onsite must complete an induction (to comply with workplace health and safety requirements) prior to accommodation keys being handed over.

All exhibitors are encouraged to complete the online induction course prior to arrival to speed up the key allocation process.

Exhibitors who do not complete the online induction prior to arrival will be required to watch an induction video and answer a number of questions before being provided with accommodation.

Wrist Bands

All inducted exhibitors will be provided with a wrist band that will allow them to:

- Access the Arrow Energy Farmers Village
- Access the Brisbane Showgrounds

The wrist band provided will depend on the competition you are involved in.

Different colour wrist bands will be valid for different time periods, both for access to the Showgrounds and to the Arrow Energy Farmers Village.



COMPETITION	WRIST BAND COLOUR	VALID FROM	VALID TO
Stud Beef (Beef Week)	Brown	Saturday 3 August	Sunday 11 August
School Groups (Beef Week)	Red		
All Other Competitions	Black	Friday 9 August	Sunday 18 August
School Groups (Fleece Breeds)	Blue		

Security

To ensure the safety of exhibitors, security will be present within the Arrow Energy Farmers Village 24 hours a day.

Only people with valid wrist bands will be allowed into the village.

Facilities Provided within the Arrow Energy Farmers Village

To assist exhibitors with their planning, below is a guide as to what is and isn't provided in the village.

What Is Provided	What Isn't Provided
Bunk beds with mattress in temporary donga (room sizes – 4 or 8 beds)	Sheets / pillows / blankets
Communal cooking facilities (with microwaves)	Cooking utensils or pots
BBQ's with gas	Tableware
Cold / freezer room (with shelves) Tip - Bring lockable tubs for food storage	Towels and toiletries
Toilet and shower block (separate male and female blocks)	Lockers
Running water with a sink	Cleaning products or equipment
Covered area (marquee) with tables and chairs	Laundry facilities

Given the amount of gear to move in and out of the Arrow Energy Pavilion, exhibitors are encouraged to use the cold rooms provided. Fridges will not be moved to the village.

You are encouraged to bring a lockable box to place your food in, if you are concerned about the security of your food in the cold rooms.

Accommodation Rules

To ensure the comfort of all exhibitors staying in the Arrow Energy Farmers Village, the following rules are in place to adhere to.

1. Do not interfere with the reasonable peace, comfort, and privacy of others.
2. Illegal substances will not be tolerated and offenders will be reported to the police.
3. Please keep noise at an acceptable level as not to disturb other exhibitors or to create noise pollution.
4. Parties and smoking within the village will not be tolerated.
5. Drunk/disorderly behaviour is unacceptable.
6. AT NO TIME are exhibitors permitted to become abusive, verbally or physically, with any other person in order to resolve a dispute. Disputes must be reported to the Arrow Energy Pavilion Superintendent who will attempt a resolution between all exhibitors involved, before passing it on to the relevant authorities.
7. Do not tamper with, touch or remove batteries or any other part of the smoke alarm in your room. If this is ignored and results in fire services attending the property due to a false alarm, you will need to pay the bill.
8. Bathrooms must be left free of excess water on the floor or vanity areas.
9. All beds and mattresses must remain in the allocated donga. They are not to be removed at any time.
10. Rooms must be left in a clean and tidy manner when departing.
11. Do not bring BBQ's, butane cookers or other gas appliances on site as they are considered a fire hazard
12. Please do not bring glass items into the accommodation area

Book in and Book Out Times

To ensure accommodation is available to exhibitors arriving at the Ekka, the following book in and book out times must be adhered to.

BOOK IN TIME	BOOK OUT TIME
2pm on day of arrival	Midday on day of departure

If you would like to extend your stay, please contact the Arrow Energy Pavilion reception to discuss.

Please note, due to the limited number of beds there is no guarantee that additional nights will be available.

Key Deposits

Each exhibitor is required to pay a key deposit of \$20 at the Arrow Energy Pavilion reception located on the first floor of the pavilion.

We encourage exhibitors to pay their key deposits via EPTOS or credit card, for a smooth reimbursement process.

The deposit will be reimbursed after departure, once the key is returned and the room has been inspected and deemed clean and tidy.

Exhibitors whose rooms are not deemed clean and tidy will forfeit their key deposit and may face other charges.

STALLING AREAS

Storage of Gear

Exhibitors are encouraged to bring lockable boxes to store their gear in, particularly valuable items such as blowers and clippers.

Stall Banners

Exhibitors are encouraged to display banners above their pens. It is requested that exhibitors remove their banners as late as possible in their bump out process.



Bedding

A small stockpile of bedding will be located on each floor. Access to replenish this can be coordinated by the Arrow Energy Pavilion Superintendent / reception.

Sleeping in Stalling Areas

It is against fire regulations for exhibitors to sleep in the stalling areas of the Arrow Energy Pavilion. Exhibitors will be able to access a live stream of their stalling.

Details on how to access the live stream will be available from the Arrow Energy Pavilion reception.

No Drilling Please!

Exhibitors are not permitted to drill into the Arrow Energy Pavilion or stalling.

WASTE REMOVAL

Animal Waste

As exhibitors would appreciate, a significant amount of animal waste is produced with the stalling of animals. Due to the reduced ability of Bobcats to clean out alleyways given the new flooring (to prevent slippage of animals) in the pavilion, the removal of waste is now the responsibility of exhibitors.

Guidelines have been put in place to ensure the areas are kept in a tidy fashion and to ensure the biosecurity and animal welfare.

Each level of the pavilion has a dedicated area for the movement of animal waste, and exhibitors are required to move (wheelbarrow) waste to required points.

LEVEL	LOCATION	EXHIBITOR REQUIREMENT
Ground	Appointed waste point - bottom of the ramp	Dump into small bin
Level 1	Directly to waste bin located on the loading dock	Dump directly into skip bin (open end)
Levels 2 and 3	Appointed waste point - stock pavilion end	Dump in allocated spot, and operator will collect and dispose down waste chute

 **Tip: Bring wheelbarrow and shovel.**

It is VERY IMPORTANT that only animal waste is placed in the dedicated animal waste areas. You will be asked to remove other contaminants. The RNA has a duty to provide clean animal waste to our end user.

General Waste

Exhibitors are asked to use the dedicated bins on each floor for general waste.

Red Lid Bins - General Waste

Yellow Lid Bins - Recyclable Waste

Purple Lid Bins - Cash for Cans / Bottles

Exhibitors are encouraged to place empty cans and bottles into the purple lid bins, for recycling through the Containers for Change Program.

This raises funds for the RNA Foundation (RNAF) - the charitable arm of the RNA.

The RNAF raises funds to aid agricultural heritage preservation, agricultural education and agricultural awareness and development.

BIOSECURITY

Strict biosecurity procedures will be implemented during the entry of animals to the pavilion; while the animals are in residence; and when the animals leave.

Exhibitors should ensure that all animal health documents are fully completed and presented to the accredited certifier upon arrival.

Animals will be refused entry if the required documents and health declarations are not presented.

All animals should be inspected at entry by the accredited certifier/steward to ensure they are healthy and have travelled well to the show.

Any animal under current veterinary treatment must be reported upon check in at the Arrow Energy Pavilion reception using the RNA Treatment form, which will be referred to the onsite veterinarians so that they are made aware of the treatment.

During the show, all animals on grounds and in the pavilion will be inspected regularly by the onsite veterinarians and stewards to ensure there are no signs of disease and good animal welfare is being maintained.

On exit from the pavilion, exhibitors will be provided with the correct travel documentation to ensure biosecurity procedures are maintained.

ANIMAL WELFARE

The key objective of the RNA during the housing of/and showing of animals, is to ensure the highest standards of animal welfare at all times.

The Arrow Energy Pavilion Committee was established to ensure appropriate measures were put in place to assess feedback from exhibitors following the 2018 Ekka. The following improvements have been made.

Flooring

Significant testing has been undertaken to improve the floor surface in the pavilion. Based on this testing, rubber floor matting was determined as the most appropriate solution from an animal welfare and biosecurity perspective.

Washing of Animals

Exhibitors are required to wash their animals in the appropriate areas of the ramps.

The areas are dependent on things like Bovine Johnes Disease status.

Clear signage on the wash bay ramps will be displayed.

Exhibitors are asked to comply with these requirements to minimise any biosecurity risks.

Climatic Conditions during the Ekka

The climatic conditions (temperature and humidity) in the pavilion will be monitored throughout the show. Corrective action will be taken to ensure optimal conditions are maintained for the animals.

Forecast weather conditions will be assessed each day and steps will be taken by the RNA to alleviate problems which may arise from hot days or windy conditions.

VETERINARY SERVICES

UQ Vets has been assigned to provide veterinarian services for animals in the Arrow Energy Pavilion 24 hours a day.

The phone number for the UQ Vets is 0488 911 244

During the Ekka, exhibitors should report any signs of disease or injury no matter how small to the onsite veterinarians and an assessment will be made on the need for treatment.

EXERCISE PROGRAM FOR MAIN ARENA

Time Period	Monday	Tuesday	Wednesday	Thursday	Friday	Saturday	Sunday	Monday
	5/8/2019	6/8/2019	7/8/2019	8/8/2019	9/8/2019	10/8/2019	11/8/2019	12/8/2019
Before 6:00		Harness	Harness	Harness	Harness	Harness	Harness	Harness
6:00 - 7:00	Beef	Beef	Beef	Beef	Beef	Beef	Harness	Harness
7:00 - 8:00	Beef	Beef	Beef	Beef	Beef	Beef	Others	Others
8:00 - 17:00	BEEF COMPETITIONS						HORSE COMPETITIONS	
17:00 - 18:00	Horse	Horse	Horse	Horse	NIGHT SHOW			
18:00 - 19:00	Horse	Horse	Horse	Horse				
19:00 - 20:00	Rehearsal	Rehearsal	Rehearsal	Rehearsal				
20:00 - 22:00	Rehearsal	Rehearsal	Rehearsal	Rehearsal				
22:00 - 6:00	Horse	Horse	Horse	Horse	Horse	Horse	Horse	Horse

Time Period	Tuesday	Wednesday	Thursday	Friday	Saturday	Sunday
	13/8/2019	14/8/2019	15/8/2019	16/8/2019	17/8/2019	18/8/2019
Before 6:00	Harness	Harness	Harness	Harness	Harness	Harness
6:00 - 7:00	Harness	Harness	Harness	Harness	Harness	Harness
7:00 - 8:00	Others	Others	Others	Others	Others	Others
8:00 - 17:00	HORSE COMPETITIONS			HORSE, DAIRY CATTLE, SMALL BREEDS	HORSE COMPETITIONS	
17:00 - 18:00	NIGHT SHOW					
18:00 - 19:00						
19:00 - 20:00						
20:00 - 22:00						
22:00 - 6:00	Horse	Horse	Horse	Horse	Horse	

Others

Dairy Cattle
Entertainment
Animal Nursery

* Exercise Program subject to Change

* For Lights to be turned on Please Contact - Control Room on 3253 9200

ENTERTAINMENT - WHAT'S ON

Enjoy the free entertainment on offer at the Ekka, while exhibiting at the show.

XXXX Stockmen's Bar and Grill will showcase plenty of standout country music performers, including Casey Barnes presented by Hometown Fest at 8pm on August 16.

Golden Guitar Finalist Casey Barnes has had hits in Europe, recorded and toured in America, and has performed alongside many international stars including Mariah Carey, Lady Antebellum and Bryan Adams.

Also not to be missed is Brad Cox supported by Gympie Music Muster - supported by Brooke Schubert on Saturday 10 August at 8pm.

Brad has opened for both Lee Kernaghan and The McClymonts in front of capacity crowds and joined Adam Eckersley and Brooke McClymont on their national Highway Tour.



XXXX STOCKMEN'S BAR GIG GUIDE

FRIDAY 9

11am - Josh Setterfield
2pm - Brooke Schubert
8pm - Eight Second Ride

SATURDAY 10

12pm - Australian Armwrestling Federation State Championships
8pm - Brooke Schubert
9pm - Brad Cox presented by Gympie Music Muster

SUNDAY 11

11am - Jem Cassar-Daley
2pm - Danny Black
8pm - Follow the Fox

MONDAY 12

11am - Jem Cassar-Daley
2pm - The Vibe Duo
8pm - Josh Setterfield Band

TUESDAY 13

11am - Brooke Lambert
2pm - Josh Setterfield
8pm - Brooke Schubert

WEDNESDAY 14

12pm - Line Dancing Hoedown
4pm - Hayley Marsten
8pm - Port Royal

THURSDAY 15

11am - Danny Black
3pm - Brooke Lambert
8pm - Drag Queen Bingo

FRIDAY 16

11am - Hayley Marsten
2pm - The Vibe Duo
8pm - Casey Barnes presented by Hometown Fest

SATURDAY 17

9.45am - Jacinta Byrne
11am - CMS Junior Division
1.30pm - Brooke Schubert
3pm - CMS Open Division
8pm - The Smashing Bumpkins

SUNDAY 18

10.45am - Jem Cassar-Daley
12pm - Dagwood Dog Eating Competition
3pm - Jem Cassar Daley
8pm - The Vibe Band



ALL SHOWS LIVE & FREE

Ekka App

You can also download the Ekka app to keep up to date with the entertainment on offer at the show.

The app can also be used to easily navigate around grounds and receive special offers.

It can be downloaded from Google Play or the App Store.

PRODUCE - PURCHASE OF FEED AND SUPPLIES

In 2019, there will be **NO** produce store on site.

Feed and supplies will be available to be purchased from Capalaba Produce.

ALL products can be ordered online and will be delivered to your stalling allocation (you will be asked to supply building, level and stall number when you order to assist with delivery - if known at the time of order).

All orders will be delivered prior to gates opening each day, and must be ordered by 2pm the day prior to guarantee next day delivery.

Due to the current weather conditions, prices of products may fluctuate. To check pricing and/or to order produce visit <http://www.shop.capalabaproduce.com.au>

Below is the core list of products available, based on previous purchases from exhibitors attending Ekka.

FULL PRODUCT NAME	SIZE	FULL PRODUCT NAME	SIZE
Barley Straw Compressed	Bale	Lucerne Hay Shredded	Bale
Rumevite Grow & Show Dry Feed	20Kg	Lucerne Hay Grassy	Bale
Riverina Xlr8	20Kg	Lucerne Hay Compressed	Bale
Jenco Stock Ration	20Kg	Lucerne Hay Prime	Bale
Milkmaker Dairy Pellet	20Kg	Barley Hay Bale	Bale
Speedibeet	20kg	Sorghum Hay Forage	Bale
Anitone	1Lt	Lucerne Chaff	25Kg
Prydes Easisport	20Kg	Fiber Protect	20Kg
Prydes Easiresult	20Kg	Fiber Ezy	20Kg
Mitavite Xtra Cool	20Kg	Hay Oaten	Bale
Mitavite Breeda	20Kg	Combo Chaff	25Kg
Micronised Barley Flakes	20Kg	Rapigel	200gm
Mitavite Munga	20Kg	Rapigel	250gm
Hygain Zero	20Kg	Hoss Gloss	1Lt
Hygain Ice	20Kg	Hoss Gloss	5Lt
Hygain Showtorque	20Kg	Cetrigen	100gm
Bran	25Kg	Cetrigen	500ml
Hygain Tru Gain	20Kg	D Scour Paste	30g
Millrun	25Kg	Vytrate Duo Sachets	64gm
Maxisoy	20Kg	Protexin Paste	30gm
Pollard	25Kg	Hessian 18oz	50m
Molases	2Lt	Tuffy Tubs	42Lt
Oaten Chaff Gainmain	25Kg	Feed Scoops	2Lt
Wheaten Chaff Gainmain	25Kg	Grooming Block	



HOW TO ORDER YOUR PRODUCTS

1

VISIT THE WEBSITE

SHOP.CAPALABAPRODUCE.COM.AU

2

CREATE YOUR ACCOUNT

COMPLETING THE FOLLOWING DETAILS:

NAME

EMAIL

PHONE

COMPETITION SECTION

BUILDING

LEVEL

ROW OR STABLE NO.

3

PLACE YOUR ORDER

SELECTING YOUR PRODUCTS
AND DELIVERY DATE

4

PAY FOR YOUR ORDER ONLINE

USING VISA, MASTERCARD
OR PAYPAL

5

YOUR ORDER DELIVERED

ORDER BY 2:00 PM IN ORDER TO
HAVE YOUR ORDER DELIVERED AND
DISTRIBUTED PRIOR TO THE GATES
OPENING AT 9:00 AM THE FOLLOWING DAY

QUESTIONS?

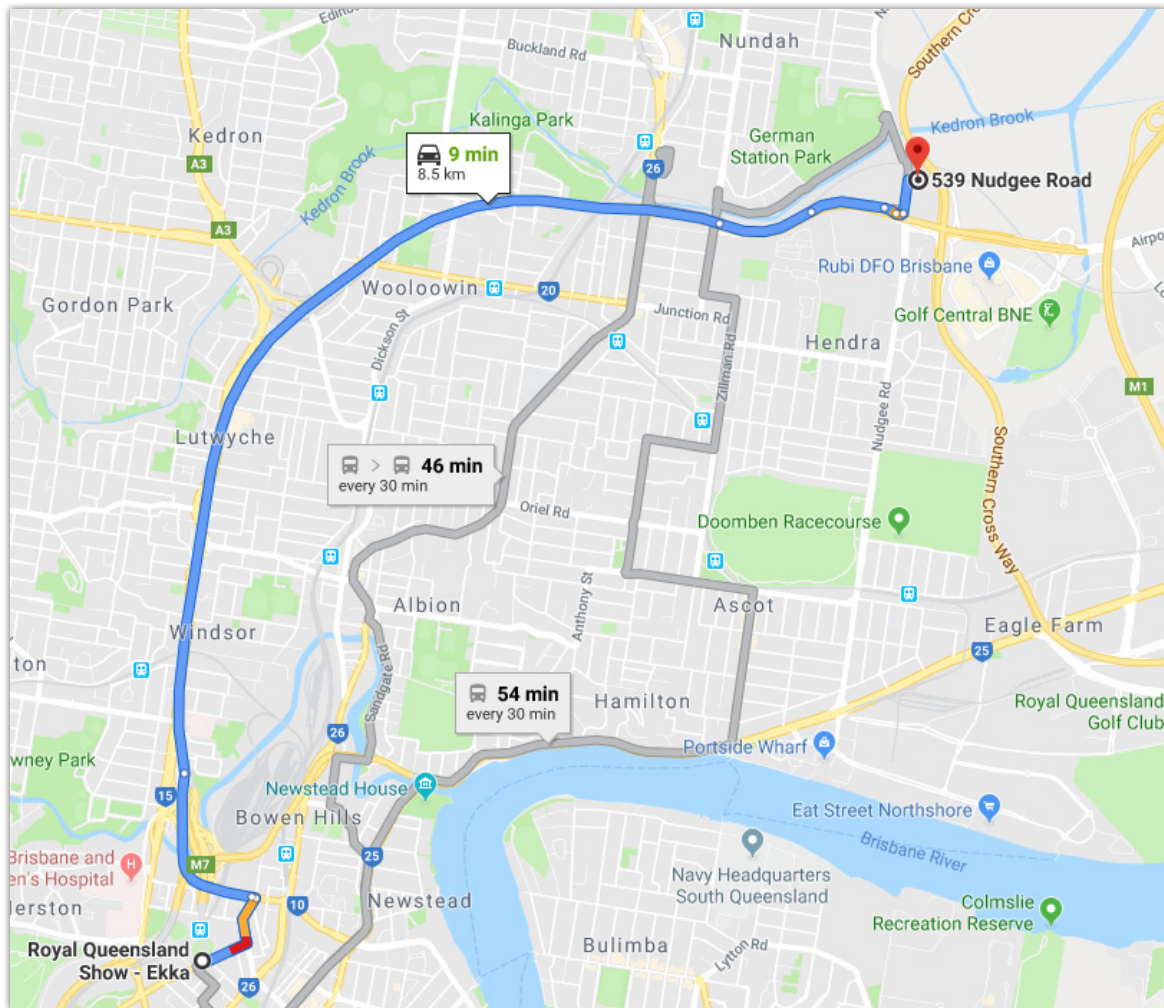
CAPALABA PRODUCE ALSO HAS A FULLY STOCKED SADDLERY FOR LAST MINUTE ITEMS.
FOR HELP OR ADDITIONAL ITEMS THAT ARE NOT DISPLAYED ON THE WEBSITE PLEASE CALL
WITH YOUR REQUIREMENTS.

07 3245 6411

LIVESTOCK EXHIBITOR PARKING

Location

Livestock vehicle parking will once again be located at Andrew's Airport Parking - 518 Nudgee Road, Nundah. Parking will be available from Friday 2 to Sunday 19 August.



Cost

The cost of parking at Andrew's Airport Parking remains at \$30 per day (inclusive of GST).

Parking **MUST** be pre-booked prior to arrival at Andrew's Airport Parking. You can book via the Competition Entry System at <https://entries.royalqueenslandshow.com.au/Account/ExhibitorLogin>

If you have not booked parking prior to arrival at the Showgrounds, you will be able to purchase it from the Arrow Energy Pavilion reception located on Level 1 of the pavilion.

Please note, a daily audit of vehicles located at Andrew's Airport Parking will be conducted and fines of \$100 per day will apply to those that have extended past their allocated departure date.

Shuttle Bus

A shuttle bus operates between Andrew's Airport Parking and the Brisbane Showgrounds and is included in the cost of parking.

Transfers to and from the Showgrounds operate from 5am to 8pm. The shuttle bus will drop off and collect exhibitors near Gate 4.

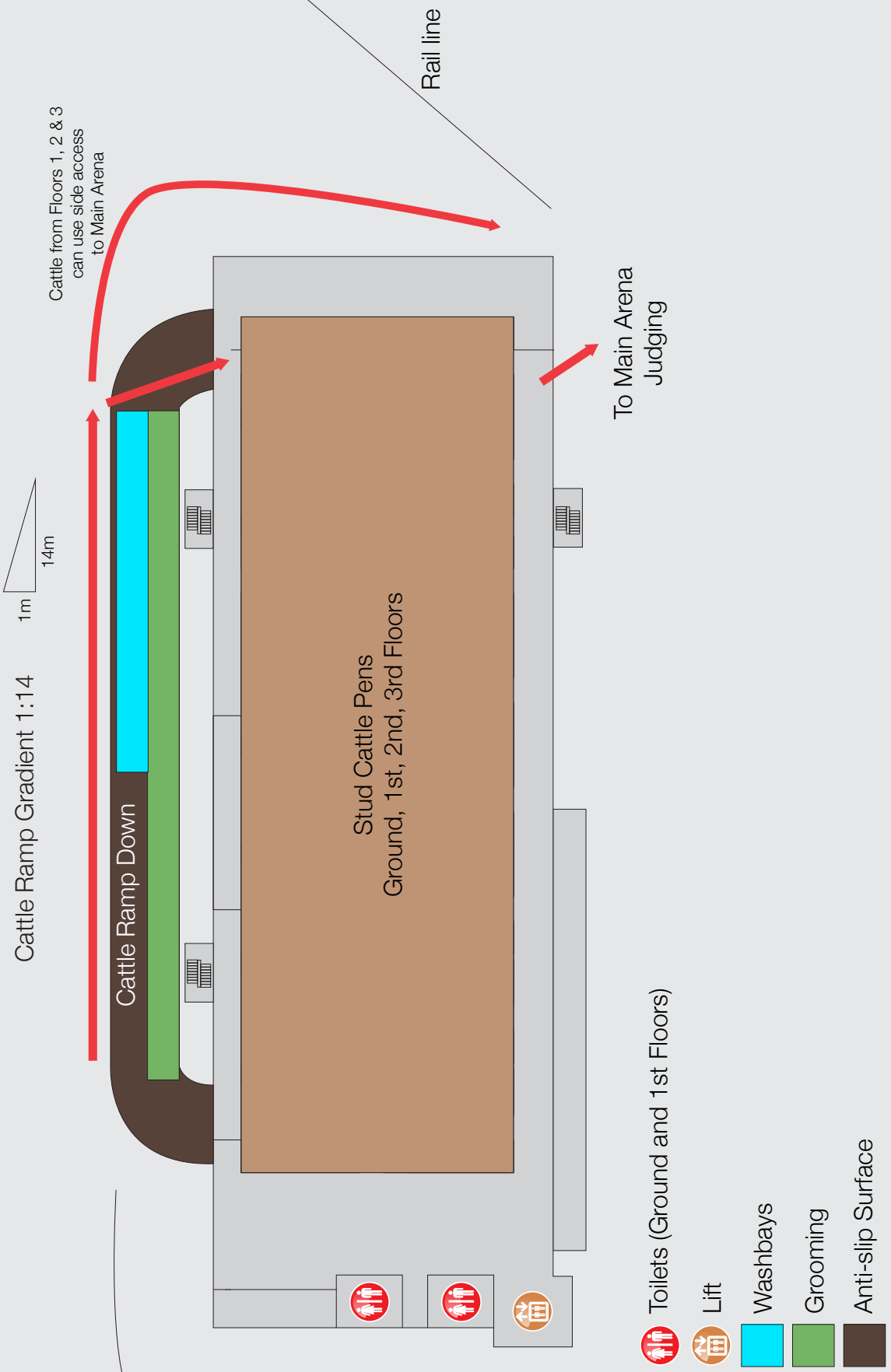
To book a transfer from the Brisbane Showgrounds, please call (07) 3623 2323.

STUD BEEF - COMPETITION OVERVIEW / SPECIFIC INFORMATION

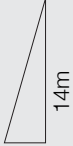
Shed Captains / Stalling Level

BREED	SHED CAPTAIN	LEVEL
ANGUS	Marg Will	2 nd
BAZADAISE	TBA	3 rd
BLONDE D'AQUITAINE	Peter Aisthrope	3 rd
BRAFORD	TBA	3 rd
BRAHMAN	Wendy Cole	Ground
BRANGUS	Tammie Robinson	3 rd
CHARBRAY	Matthew Welsh	2 nd
CHAROLAIS	Brendan Scheiwe	2 nd
DEVON	Brian Edwards	1 st
DROUGHTMASTER	Margaret Wilson	1 st
FLECKVIEH	Mex Dench	Ground
GELBVIEH	Julie Nixon	2 nd
HEREFORD (HORN & POLL)	Julie Nixon	2 nd
LIMOUSIN	Pauline Grant	3 rd
MURRAY GREY	Veronica Oshea	1 st
RED ANGUS	Blake Dawson	2 nd
RED POLL	Tim Light	2 nd
SANTA GERTRUDIS	Scott Ferguson	1 st
SENEPOL	Hannah Redding	1 st
SHORTHORN	Annette Rose	3 rd
SIMBRAH	Marty Rowlands	3 rd
SIMMENTAL	Marty Rowlands	3 rd
SOUTH DEVON	TBA	3 rd
SPECKLE PARK	Scott Bartley	2 nd
SQUARE MEATERS	Gary Sewell	3 rd

ARROW ENERGY PAVILION



Cattle Ramp Gradient 1:14



Cattle from Floors 1, 2 & 3 can use side access to Main Arena

Stud Cattle Pens
Ground, 1st, 2nd, 3rd Floors

Cattle Ramp Down

Rail line

To Main Arena Judging

Toilets (Ground and 1st Floors)

Lift

Washbays

Grooming

Anti-slip Surface

Arrival Program

To assist with the smooth bump in of the Arrow Energy Pavilion, the following schedule has been developed to highlight when exhibitors are able to bring in hay, gear and animals.

Larger groups (fitters*) are encouraged to bring hay and gear in early, to assist with the bump in process.

DAY	FITTERS*	GENERAL EXHIBITORS
Wednesday (31/7) (Midday to 6pm)	Hay & Gear	
Thursday (1/8) (8am to 4pm)	Hay & Gear	Hay & Gear
Friday (2/8) (8am to 4pm)	Hay & Gear Animals (from 2pm)	Hay & Gear
Saturday (3/8) (8am to 6pm)	Hay & Gear Animals	Hay & Gear Animals
Sunday (4/8) (8am to 6pm)	Hay & Gear Animals	Hay & Gear Animals

*Fitter - any exhibitor who is responsible for more than 20 head of cattle.

Entertainment / Events

There is plenty of free entertainment on offer during Ekka Beef Week at XXXX Stockmen's Bar on Thursday 8 August.

Don't miss:

- Brooke Lambert - 11am to 2pm
- Danny Black - 2pm to 6pm
- Jade Holland - 6pm to 8pm
- Route 33 - 8pm to 11pm



> Proudly here for Ekka farmers

Education. Healthcare. Opportunity. Arrow Energy, supporting regional life.

Heart of Australia's specialist medical clinic-on-wheels welcomes visitors on August 8, next to the Arrow Energy Pavilion. Discover the first-class health services being trucked to rural Queensland.

For more information, visit arrowenergy.com.au

Toll Free 1800 038 856

Email info@arrowenergy.com.au


arrowenergy
go further

BEEF WEEK RETAIL OUTLETS

Friday 9 August is the first 'official' day of Ekka, with gates opening for public entry and all outlets open for service. Prior to this day during Ekka Beef Week (from Monday 5 August), there will be a range of catering and retail outlets operating for beef exhibitors. These include:

RINGERS WESTERN

Where: Main Arena

Open until 4.30pm each day during Ekka Beef Week, offering a range of clothing

SUNCORP

Where: Main Arena

- Thursday 8 August - gold coin donation for Suncorp Sausage Sizzle with all proceeds going to Toowoomba Hospital.
- Thursday 8 and Friday 9 August (morning) - gold coin donation for Suncorp tea and coffee cart and bakery stand with all proceeds going to Toowoomba Hospital.

IRON JACK CATTLEMAN'S BAR

Where: Opposite the Norco Shed

Open from Sunday 4 August from 11am until late. This classic country bar is always a favourite with beef cattle exhibitors.

WOOLWORTHS STEAK BAR

Where: Machinery Hill

Open during Ekka Beef Week - trading hours are 6:30am to 4pm Monday and Tuesday, and 6:30am to 5pm Wednesday and Thursday. All profits raised go directly to the Children's Hospital Foundation. The Woolworths Steak Bar will have EFTPOS available this year.

PANCAKES & STEAKS

Where: Machinery Hill

Their takeaway section will be open from Monday 5 August from 9am to 2pm, while their restaurant will open from Wednesday 7 August for lunch. Their menu includes bacon and eggs, pancakes, steak sandwiches and milkshakes.

XXXX STOCKMEN'S BAR AND GRILL

Where: Machinery Hill

The XXXX Stockmen's Bar and Grill is open from Thursday 8 August from 9am (bar from 10am) until late. This quintessential Australian feel-good pub has more atmosphere than a Jimmy Barnes concert!

ROYAL QUEENSLAND STEAKHOUSE AND BAR PRESENTED BY AUSSIEBEEF.COM.AU

Where: Upper Royal International Convention Centre

The Ekka's fine dining steakhouse is open from:

- midday until 4pm on Wednesday 7 August
- midday until 8pm from Thursday 8 August

It's the only restaurant of its kind where you can try the nation's finest steak, lamb, wines and cheeses all at the one location.

The award-winning produce is sourced from the prestigious Royal Queensland Food and Wine Show (RQFWS).

For the first time ever, the steakhouse will feature a bar. The bar will serve a variety of beverages and tasting plates.

KING STREET FEAST

Where: King Street

King Street is one of Brisbane's most popular food precincts, so you're sure to find plenty to feast on. The bars and restaurants inside the Ekka grounds are:

- Welcome to Bowen Hills
- Beerhaus
- Kuhl-Cher Coffee
- Atleir Brasserie
- El Camino Cantina
- Six Acres Restaurant
- Paddock Bar

There are many other King Street retailers outside the Ekka grounds to also check out.

Departure Process

In order to facilitate the timely departure of stud beef after the competition, the following timeframes have been assigned for the removal of gear and animals.

Please be aware, **NO** light vehicles or trucks will be allowed to enter Gate 5 prior to their allotted time.

Light vehicles and trucks on Saturday 10 August will require a special vehicle access permit to gain access to the loading dock of the Arrow Energy Pavilion.

These access passes will be provided to exhibitors at bump in, and will be available in both hard copy and electronically to assist in sending to transport companies if required.

Trucks will be allowed through GATE 5 15 minutes prior to their allocated timeframes.

Adherence of these timeframes will assist ALL exhibitors in the smooth bump out of the pavilion.

STUD BEEF BUMP OUT

SATURDAY 10 AUGUST / SUNDAY 11 AUGUST



Time	Ground	1st	2nd	3rd
06:00 – 10:00		Gear (LV)	Gear (LV)	Gear (LV)
10:00 – 12:00			Gear (LV)	Gear (LV)
12:00 – 13:00		Gear (LV)		
13:00 – 15:00			Animals & Gear (Truck)*	
15:00 – 16:30				Animals & Gear (Truck)
16:30 – 18:00		Animals & Gear (Truck)		
18:00 – 20:00	Animals & Gear (LV & Truck)			
19:30 – 20:00	Move 2 nd Week Animals to Clean Stalling (Level 3)	Move 2 nd Week Animals to Clean Stalling (Level 3)		
Sunday 04:00 – 06:00			Animals & Gear	Animals & Gear

LV = Light Vehicles

*Will need to avoid using Level 2 Animals for RNA Young Judges

For example:

- A truck with a Pink Vehicle Permit will be allowed to enter Gate 5 from 12.45pm (15 minutes before allocated departure time) in preparation for pick-up of animals
- A truck with an Orange Vehicle Permit arrives at Gate 5 at 1pm. The truck will **NOT** be allowed to enter Gate 5, and will be forced to move on and come back at 3pm

Beef Cattle Event Program

STUD BEEF

DATE	EVENT	TIME	VENUE
Thursday 8 August	Stud Beef Judging	8:30am	Main Arena
Friday 9 August	Stud Beef Judging Parade of Champions Champion of Champions Judging	9am 2:30pm Following Parade of Champions	Main Arena
Saturday 10 August	RNA Stud Beef Paraders Competition Parade of Livestock RNA Stud Beef Young Judges Competition QCAS Young Judges Competition	8.30am 12.45pm 1.30pm Following Young Judges	Main Arena
Wednesday 14 August	Grand Parade (small breeds & stud beef)	4.30pm	Main Arena
Friday 16 August	Small Breeds Stud Beef Judging Small Breeds Champion Interbreed Judging	1:30pm Following breed judging	Main Arena
Saturday 17 August	Parade of Livestock	1:30pm	Main Arena

LED STEER

DATE	EVENT	TIME	VENUE
Monday 5 August	Led Steer School Paraders Competition Inter School Steer Herdsperson Competition (day 1)	12pm Following Paraders judging	Main Arena
Tuesday 6 August	Junior Led Heifer Judging Junior Led Steer Judging Inter School Steer Judging Competition School Steer Judging Competition Inter School Steer Herdsperson Competition (day 2)	8.30am 9.15am 10.30am 11.30am Following school judging	Main Arena
Wednesday 7 August	Open Led Steer Judging Led Steer Sale	8am Following judging (approx. 10am)	Main Arena
Saturday 10 August	2019 RNA Premier Beef Presentation (Prime Beef and Led Steer Awards)	8:45am	Fashion Stage, Royal International Convention Centre

PRIME BEEF

DATE	EVENT	TIME	VENUE
Thursday 8 August	Prime Beef Judging RNA Prime Beef Young Judges Competition QCAS Young Judges Competition	11.30am 3.30pm 3.30pm	Expo Place
Friday 19 August	Young Auctioneers QLD State Final Prime Beef Auction Prime Beef Awards	9am Following Young Auctioneers 3pm	Expo Place
Saturday 10 August	2019 RNA Premier Beef Presentation (Prime Beef and Led Steer Awards)	8:45am	Fashion Stage, Royal International Convention Centre

This timetable is subject to change without notice.

STUD BEEF (SMALL BREEDS & DISPLAY) - COMPETITION OVERVIEW / SPECIFIC INFORMATION

Arrival Program

Access to the loading dock of the Arrow Energy Pavilion will be from 6am on Sunday 11 August.

Exhibitors are unable to drop off gear and hay prior to this, due to the requirement for the floors to be fully clear to assist with the changeover of bedding from Ekka Beef Week.

Exhibitors are required to have animals stalled by 9am on Sunday 11 August to ensure cattle are on display for the general public.

It is essential all animals are stalled by 9am.

Wash Bay Access

Stud beef (small breeds and display) have been allocated the ramp between the ground and first floor of the pavilion to wash their animals.

The wash bay has also been assigned to dairy goats (who will be housed on the first floor).

To ensure compliance with biosecurity requirements, exhibitors are required to adhere to the following wash bay access times and to specific wash bays dependent on their animal status.

SECTION	WASH BAY ACCESS	ANIMAL STATUS (wash bay order high end to low end)
Dairy Goats	11am-3pm Monday-Thursday 10am-7pm Friday	MN3, MN2, MN1
Washing of Ramp	3pm-3.30pm Monday-Thursday 7pm-7:30pm Friday	
Beef Cattle	All other times	JBAS 8, JBAS 7, JBAS 6

Program of events

DATE	EVENT	TIME	VENUE
Wednesday 14 August	Small Breeds weighing	9.00am	Arrow Energy Pavilion
Wednesday 14 August	Grand Parade	4.30pm	No. 1 Oval
Friday 16 August	Small Breeds Stud Beef Judging	1.30pm	No. 1 Oval
	Small Breeds Champion Interbreed judging	After breed judging	No. 1 Oval
Saturday 17 August	Parade of Livestock	1.30pm	No. 1 Oval

Departure Process

Exhibitors can commence bump out from 3pm on Sunday 18 August.

Trucks will be allowed through Gate 5 from 2.45pm for cattle to be loaded.

DAIRY CATTLE – COMPETITION OVERVIEW / SPECIFIC INFORMATION

Arrival And Departure Program

Access to the loading dock of the Arrow Energy Pavilion will be from 9am on Sunday 11 August. Exhibitors are unable to drop off gear and hay prior to this, due to the requirement for the floors to be fully clear to assist with the changeover of bedding from Ekka Beef Week.

Exhibitors are required to have animals stalled by 10am on Monday 12 August to ensure cattle are on display for the general public.

However, exhibitors are encouraged to stall animals prior to midday on Sunday 11 August, so the public can view them.

Exhibitors who stall and have their area fully set up prior to midday will be able to depart one day earlier on Saturday 17 August.

Exhibitors fully set up and stalled by midday, must contact the Arrow Energy Pavilion Superintendent who will inspect and confirm set up is complete. Once confirmed, the exhibitor will be provided with a bump out pass that will allow their vehicle through Gate 5 on the Saturday afternoon. Without this pass, exhibitor vehicles will not be allowed through Gate 5.

Exhibitors not fully set up and stalled by midday, will need to be set up by 10am Monday. These exhibitors will not be able to bring in vehicles through Gate 5 until 3pm on the Sunday for bump out.

ARRIVAL	EXHIBITORS	DEPARTURE
Sunday 11 August (9am & 6pm)	Hay & Gear Animals (in stalls and area fully set up before midday)	Saturday 17 August (3pm to 6pm)
Sunday 11 August (9am & 6pm)	Hay & Gear	Sunday 18 August (3pm to 6pm)
Monday 12 August (before 10am)	Hay & Gear Animals	Sunday 18 August (3pm to 6pm)

Dairy Cattle Timetable of Events

DATE	EVENT	TIME	VENUE
Tuesday 13 August	On Ground Milking Competition	5.30pm	Level 1, Arrow Energy Pavilion
Wednesday 14 August	On Ground Milking Competition	1st Group – 6am 2nd Group – 6:30am	Level 1, Arrow Energy Pavilion
	On Ground Milking Competition	1st Group – 6pm 2nd Group – 6:30pm	Level 1, Arrow Energy Pavilion
	Paulger Youth Team Challenge	9am	Arrow Energy Pavilion Level 1 Judging Ring
	RNA Young Judges Competition QCAS Young Judges State Final	11am	Arrow Energy Pavilion Level 1 Judging Ring
	RNA Young Paraders Competition QCAS Young Paraders State Final	2pm 3pm	Arrow Energy Pavilion Level 1 Judging Ring
	All Breeds Youth Show	1pm	Arrow Energy Pavilion Level 1 Judging Ring
	Grand Parade	4.30pm	Main Arena
Friday 16 August	All Breed Junior, Intermediate Udder and Intermediate Dairy classes: - Ayrshire - Jersey - Brown Swiss - Illawarra - Guernsey - Holstein	9am	Main Arena
	Senior Dairy Cow classes: - Ayrshire - Jersey - Brown Swiss - Illawarra - Guernsey - Holstein	12pm	Main Arena
	Premier Breeder's Award	2pm	Main Arena
	Interbreed Judging	2pm	Main Arena
Saturday 17 August	Parade of Champions	1pm	Main Arena

DAIRY GOATS - COMPETITION OVERVIEW / SPECIFIC INFORMATION

Arrival and Departure Program

Access to the loading dock of the Arrow Energy Pavilion will be from 7am Sunday 11 August.

Exhibitors are unable to drop off gear and hay prior to this, due to the requirement for the floors to be fully clear to assist with the changeover of bedding from Ekka Beef Week.

Exhibitors required to arrive during the following times, to ensure the effective running of the Arrow Energy Pavilion.

COMPETITION	ARRIVAL	DEPARTURE
Dairy Goats	Sunday 11 August 7am to 9am Sunday 11 August 6pm to 8pm	Sunday 18 August from 3pm Monday 19 August 6am to 8am

Wash Bay Access

Dairy goats have been allocated the ramp between the ground and first floor of the pavilion to wash their animals.

The wash bay has also been assigned to stud beef (small breeds and display) who will be housed on the ground floor.

To ensure compliance with biosecurity requirements, exhibitors are required to adhere to the following wash bay access times and to specific wash bays dependent on their animal status.

SECTION	WASH BAY ACCESS	ANIMAL STATUS (wash bay order high end to low end)
Dairy Goats	11am-3pm Monday-Thursday 10am-7pm Friday	MN3, MN2, MN1
Washing of Ramp	3pm-3:30pm Monday-Thursday 7pm-7:30pm Friday	
Beef Cattle	All other times	JBAS 8, JBAS 7, JBAS 6

If you're unsure of your animal status, please phone the Department of Agriculture and Fisheries (DAF) on 132 523 to discuss.

Dairy Goats Timetables of Events

DATE	EVENT	TIME	VENUE
Wednesday 14 August	Milking Competition Commences	6:00am	Level 1 AEP
Thursday 16 August	RNA Young Judges Competition	9:00am	Level 1 AEP
Saturday 17 August	Judging	8:45pm	Level 1 AEP

Access to Accommodation

Exhibitors will be able to access accommodation dongas upon arrival.

FLEECE BREEDS – COMPETITION OVERVIEW / SPECIFIC INFORMATION

Arrival and Departure Program

COMPETITION	ARRIVAL	DEPARTURE
Sheep	Tuesday 13 August 12pm to 8pm	Saturday 17 August 3pm or Sunday 18 August 5am to 8am and/or Sunday 18 August 3pm
Angoras	Tuesday 13 August 12pm to 8pm	Thursday 15 August 4pm to 6pm
Alpacas	Friday 16 August 5pm to 8pm	Saturday 17 August from 3pm and/or Sunday 18 August from 3pm

Fleece Breeds Timetables of Events

DATE	EVENT	TIME	VENUE
Friday 9 August	Wool Judging	9:00am	Channel 7 Pavilion (Upper RICC)
	Mohair Fleece Judging	1:00pm	Channel 7 Pavilion
	Alpaca Fleece Judging	1:00pm	Channel 7 Pavilion
Wednesday 14 August	Angoras	8:00am	Level 2 AEP
	Wool - RNA Young Judges Competition	4:30pm	Channel 7 Pavilion
	Angoras – Paraders	11:00am	Level 2 AEP
	Angoras & Mohair Fleeces – RNA Young Judges Competition	3:00pm	Level 2 AEP
Thursday 15 August	Angoras – Production Classes	9:00am	Level 2 AEP
	Sheep – Open Classes	1:30pm	Level 2 AEP
Friday 16 August	Sheep – School Classes	8:00am	Level 2 AEP
	Sheep – RNA Young Judges Competition	2:30pm	Level 2 AEP
Saturday 17 August	Sheep – School Classes	8:00am	Level 2 AEP
	Alpacas	9:00am	Level 2 AEP
	Alpacas - RNA Young Judges Competition	3:00pm	Level 2 AEP
Sunday 18 August	Alpacas – AAA Junior Paraders	9:00am	Level 2 AEP



DON'T FORGET TO FOLLOW US:



@theekka



EkkaRQS



@TheEkka



theekka



@TheEkka



theekka